

KPI Management

Measure what matters every hour of every day to win the year

With the KPI Management tool find the answers to questions around:

MEETING TARGETS & GOALS

- > Are we hitting our daily, weekly, monthly and annual targets?
- > Why did we miss our goals?

FINDING & ANALYZING DATA

- > Where's the data I need?
- > How do we quickly connect and analyze data when things go wrong?
- > How do I know I have the right performance data?
- > Why is it so difficult to get the data I need to make decisions?
- > Is there a better way to manage our operations other than spreadsheets?

UNDERSTANDING OPERATIONS ISSUES

- > Where are our biggest issues?
- > Why does THAT keep happening over and over again?

WHERE RESPONSIBILITY LIES

- > How can I help?
- > Who's responsible for what?
- > How many people do we really have collecting and consolidating data?

The KPI Management capabilities of Dploy Solutions is more than just KPI dashboards. This web-based tool gives your entire team visibility into the health of your operations PLUS robust tools for KPI tracking, identifying missed targets, and taking appropriate actions to stay on track and driving measurable results for a winning year.

Do you know what's happening in your business—and why?

Meeting your daily goals is the key to winning the week, the month, the quarter, and the year. And it has to start with understanding the truth about what's really going on in the business, hour-by-hour and even minute-by-minute. That understanding—or single source of truth—has to be shared from the lowest level up to the C-suite.

The KPI Management system is operations management software that delivers a single source of business performance truth organization-wide. So much more than a dashboard, the KPI Management capabilities gives everyone within your organization the ability to track progress, understand where misses are happening and why, and take immediate corrective action to get back on track. With KPI Management, people at all levels of the organization have the business execution tools they need to stay focused on meeting the critical goals.

What is KPI Management?

A KPI Management system helps your organization cascade and monitor key performance goals that are critical to understanding the pulse of your business. KPI Management business execution software instills the rigor and discipline of establishing goals, measuring progress toward those goals, identifying why you are missing goals, and determining what actions are required to get back on track. It focuses everyone in your organization on the most critical items that will drive execution success.

Customer Testimonial

“The use of Dpjoy Solutions has greatly helped us focus on key business characteristics... Dpjoy gives us the ability to make the transition from strategy to execution... Awesome tool.”

> **William Thomas**, Senior Manager,
Production Engineer/CI, Crown Holdings

It starts with the right data, delivered to the right person, at the right time.

The KPI Management system consolidates, integrates and displays data from multiple disparate systems, spreadsheets, and performance boards and delivers it in real-time to the people who need it to make better business decisions and improve daily execution. Dashboards and charts visualize daily performance by aggregating key metrics on a daily, hourly, and even up-to-the-minute basis. When issues arise, people see the problem right away and they know where to focus their time. The software combined with effective processes escalates information to the appropriate level, so the right people can take quick action to correct issues and get performance back on track, and senior leaders can see what's being done about problems. Your organization is more agile and responsive as a result. And people know what to do to achieve goals and course correct as needed.

Take immediate action on issues to stay on track.

The ability to see problems immediately and issues over time is one thing. But having the ability to drive the actions to course correct is powerful. The KPI Management tool offers 5-Why, 8D, and A3 root cause countermeasure tools so your team can document reasons for misses and create an action plan for immediate and ongoing improvement to stay on track with business goals.

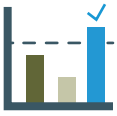
Make short- and long-term improvements to accelerate business performance.

With the KPI Management system, people are empowered at every level of the organization to quickly solve problems and focus on effective daily execution. Beyond rapidly identifying and fixing immediate issues, your team works together to make sustainable business improvements. By analyzing trends, identifying root causes, and creating countermeasures and action plans, managers and associates can prevent problems from recurring. They move beyond continuous firefighting of urgent issues to make real gains toward achieving your organization's most important goals.

Win daily to hit your higher-level annual objectives.

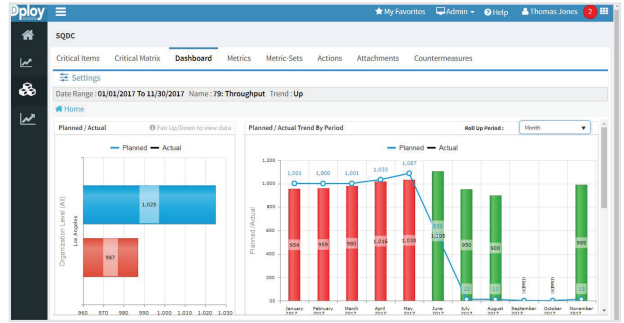
KPI Management operations management software aligns daily point-of-impact activity with Annual Operating Plan (AOP) goals. In other words, by helping your company stay on top of daily performance, the KPI Management system ensures you make daily progress toward major organizational goals and directives. By winning every day, you make sustainable and significant breakthroughs that can significantly improve operational performance across all critical areas of your business.

Key Features



Data Visualization

Get a more realistic and comprehensive view of operational performance with the right data insights, delivered in the right context, so you can take the right action, right now. Using robust charts, graphs and dashboards, Dploy's data visualization capabilities gives your team a view of performance data across business functions, units, and locations. Drill down further into these insights to truly understand what improvements are needed and what actions are taking place to drive peak performance.



Alerts and Escalations

Subscribe to alerts and immediately receive a notification via email or text explaining what happened and what is being done to resolve it. Escalate to supervisors and higher when issues are not resolved within a defined period of time.

Level	Name	Overall Status	MW Region 1	Supply Chain 1	SW Region 1	Vendor/Supplier Pt
4	Tier 1	[Status Icons]	[Status Icons]	[Status Icons]	[Status Icons]	[Status Icons]
7	Tier 2	[Status Icons]	[Status Icons]	[Status Icons]	[Status Icons]	[Status Icons]
8	Tier 3	[Status Icons]	[Status Icons]	[Status Icons]	[Status Icons]	[Status Icons]



Data Integration

The KPI Management system gives you the ability to integrate data from your other business systems and update key performance metrics in near real-time. These integrations eliminate the need for multiple spreadsheets from different systems and support one source of truth for your entire organization.

Status	File ID	Filename	Processed Date	Rows	Processed	Failed
[Status]	1232	abcpaint_test_1232_xlsm	2/24/2018 7:09:01 AM	16	6	10
[Status]	1231	abcpaint_test_1231_xlsm	2/23/2018 10:20:48 AM	16	6	10
[Status]	1237	abcpaint_test_Tony_xlsm	2/20/2018 10:09:02 AM	1	1	0
[Status]	1082	abcpaint_test_1295_17_xlsm	2/1/2018 7:21:50 AM	16	16	0
[Status]	1081	abcpaint_test_1295_18_xlsm	2/2/2018 10:09:01 AM	16	16	0
[Status]	1080	abcpaint_test_1295_19_xlsm	2/2/2018 10:03:02 AM	16	16	0
[Status]	1075	abcpaint_test_1295_18_xlsm	2/1/2018 10:03:02 AM	16	16	0



Reporting

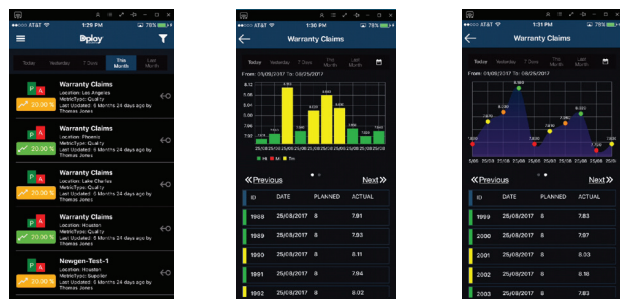
Customized reporting and analytics tools are available to provide overviews into KPIs and progress. Perfect for weekly or monthly business review meetings and executive level updates.

Description	Consecutive Misses	Total Misses	Has Countermeasure	Location	Owner	Supervisor/Alternate
2018 Monthly KPIs						
Revenue	1	1	No	Los Angeles	Duggs, D.	admin, a
Defects/Calculated UoM	1	1	No	Tucson	Bower, D.	admin, a
Total Plant & DC Inventory (in thou)	1	1	No	Los Angeles	Duggs, D.	admin, a
Defects	1	1	No	Chinoestr	Bower, D.	admin, a
Scrap & Rework as % of shipments	1	1	No	Los Angeles	Reed, J.	admin, a
First Pass Yield	1	1	No	Phoenix	Jones, T.	Seal, N.
Total Plant & DC Inventory	1	1	No	Phoenix	Grover, A.	admin, a
Achieve OTD of 95%	1	1	Yes	Los Angeles	Barber, L.	admin, a
Defects/Calculated UoM	1	1	No	Phoenix	Bower, D.	admin, a
2018 Regional Monthly KPIs						
Defects (A/B Examples) (Rollup)	1	1	No	SW Region	Bower, D.	admin, a
2018 Weekly KPIs						
Inventory Rollup (Rollup)	1	1	No	Phoenix	Jones, T.	Seal, N.
2017 Level 2 - Plant 1						
SAP Rollout	1	1	No	Corporat	Bower, D.	a, admin
2017 Operations Level 2						
100% Completion of Daily Gemba Walks	1	1	No	Omaha	Conrad, T.	a, admin



Mobility

View KPI progress anytime, anywhere on your smart phone or tablet. View metrics in a graphical format and drill down to see more details (by location, reason codes, timeframe etc).





Your Executives Can:

- See what's happening each day across the business using customizable dashboards
- Know at a glance where critical targets are missed, why they are missed, and the action plan for getting back on track
- Quickly determine where focus is needed to drive business performance
- Create an efficient, accountable, and results-driven culture



Your Directors and Managers Can:

- Create action plans for connecting KPI activities to top line goals
- Rapidly identify areas that need increased focus to optimize performance
- Monitor and manage performance by location, department, area, risk level—and more
- Capture critical milestones and more easily identify what's needed to address problem areas or missed plans
- Identify and remove approaching or existing roadblocks
- Easily roll up key data to leadership



Your Associates Can:

- Actively contribute to identifying and resolving root causes of problems
- Respond faster and address problem areas before they get out of hand
- Easily monitor their own performance on an ongoing basis
- Capture data about process issues for analysis

About Dploy Solutions

Dploy Solutions, offered by TBM Consulting Group, is a modular, cloud-based suite of operational excellence tools designed to enable effective operations management. The Dploy suite automates process rigor for strategy deployment, KPI management, project management, to help you achieve sustainable performance improvements of up to 15%. Dploy Solutions is perfect for organizations that need to manage complex, large footprint operations and can be used in manufacturing, distribution, or service organizations.

Get everyone on the same track to improve performance every day, week, month and year. Request a demo at dplysolutions.com.

Dploy Solutions is a suite of technology solutions offered by TBM Consulting Group who brings 25+ years of experience with Operational Excellence and a proven track record building management systems that drive sustainable business performance. We offer implementation and consulting services to ensure a wide range of integration support, including management system design and implementation, data integration, setup and tracking hierarchy. Our goal is to provide the best customer experience possible. Learn more about TBM Consulting Group at tbmcg.com.